

Examination report

null

(Formulated by the Netherlands Veterinary Association of the Royal Netherlands Veterinary Association.
The pre-purchase examination was performed using the handbook "De veterinaire keuring van het paard" issue 2007 as a guidance).

Client: *Stal Poppelaars - J.H.M. Poppelaars*

Address: *Omloop 5*

Zip code / City: *5257 NH HEDIKHUIZEN*

Client is present at the exam : *yes*

Client is : *seller*

Level of training : *Not broken*

Proposed use : *breeding*

Location where the exam takes place: *Hedikhuizen*

Signalment

Name: *Faladina PP*

Breed or type:

Studbook no:

Microchip number:

Pedigree: *Quidam de Revel-Grannus*

Age: *14 years and 0 months* Sex: *mare*

Coat color: *brown* Height at withers : *0.0*

Markings

Head:

LF:

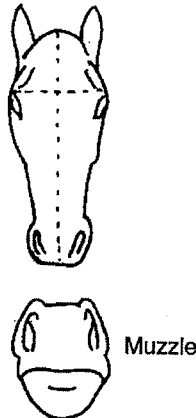
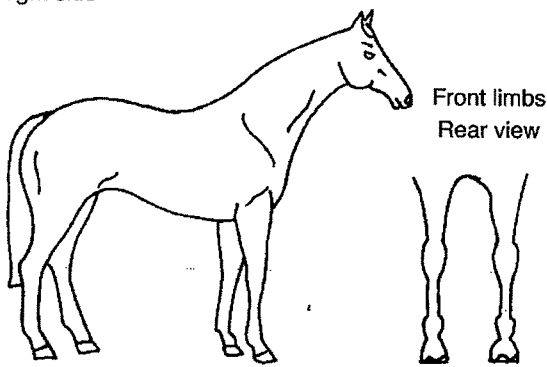
RF:

Other:


LH:

RH:

Right side



Left side



Evidence seen of possible behavioural vices?: *no*

Blood collected and put into custody by the examining veterinary surgeon?: *no*

Blood sample tested for prohibited substances at client's request?: *no*

Veterinary practice (stamp): **Dier-N-Artsen**
R.J. Pleijter, Erkend paardenarts
OOSTEIND
0162-74 80 62

CONCLUSION:

Mare is in foal and is in a good condition. Dermatitis LH is being treated at the moment.

1. The examining veterinary surgeon and/or veterinary practice shall not be held liable for loss or damage caused as a result of the performance of the examination or as a result of inaccuracies or shortcomings in their preparation of this report, unless it has been established that this loss or damage is due to malice or negligence on the part of the examining veterinary surgeon.

2. The client shall have the sole right to invoke any action due to liability on the part of the examining veterinary surgeon and/or veterinary practice as described under 1 above. Parties other than the client shall not be entitled to derive any rights to compensation for damages arising from this examination/report.

3. Liability shall be limited at all times to that amount covered by the veterinary surgeon's professional indemnity insurance applicable at the time of the examination. Details of this coverage in the form of policy documents for this insurance may be inspected at the veterinary practice premises, and copies of these may be obtained at first request from the veterinary practice at no charge.

4. The provisions printed on this examination report shall also apply in the event the client fails to sign this form, or refuse to accept receipt of this examination report.

5. If the client upon whose instructions the examination was performed is not the owner of the horse, the client is wholly responsible for having obtained the owner's consent to all procedures performed during the examination, and the client shall fully indemnify the veterinary surgeon in respect of any claim by the owner arising from an allegation that such consent was not given.

6. In the event the client and/or third parties are of the opinion that the health of the horse at the time of the present examination does not correspond to that which is stated in the examination report, these parties must report this to the other party without delay and in writing (for example, together with the purchase contract), under penalty of the lapsing of every right of action against the examining veterinarian and/or the veterinarian practice, and to hold this party liable for compensation, while also simultaneously providing a copy of this report to the examination veterinarian and the veterinarian practice.

7. The laws of the Netherlands shall apply exclusively to any disputes arising from the performance of the examination and/or the completion of the examination report, and the Court of the Netherlands shall retain sole jurisdiction to hear these disputes.

8. In the event of differing interpretations between the Dutch and English text of these conditions, the content of the Dutch text shall be decisive.

Thus examined and reported by me: *Drs. Rijk-Jan Pleijter*

veterinary surgeon in:

Hoogstraat 98a
4909AV Oosteind

This report can relate only to the appearance on the date of examination: *17-01-2024*

Signature of Client:

Signature of examining veterinary surgeon:

Examination report

null

General and clinical examination

conformation and stance	normal
condition	normal
skin and coat	abnormal Dermatitis hindleg LH
mucous membranes	normal
lymph nodes	normal
eyes and eyelids	normal

Respiratory system

respiration at rest	normal
type of respiration	normal
spontaneous coughing	no
larynx sensitivity	normal

Respiration after exercise

~~abnormal sounds~~

laryngoscopy performed no

~~laryngoscopy findings~~

Circulatory system

peripheral circulation	normal
heart at rest	normal

~~heart after exercise~~

Digestive system (ext. insp.) normal

mouth, teeth, tongue normal

Urogen. system (ext. insp.) normal

Nervous system

tail tone	normal
correction reflexes	normal
coordination	normal

Inspection, palpation and eventual percussion

head	normal
neck	normal
withers	normal
back	normal
croup	normal
left frontlimb	normal
right frontlimb	normal
left hindlimb	abnormal Swollen leg from the dermatitis
right hindlimb	normal

Hooves

horn quality	normal
horn percussion	normal
hoof shape	even ... higher than
shoeing	no
type of shoeing	

Walk, trot and canter

Walking on hard surface

straight line	
small circle on the left	
small circle on the right	

Trotting on hard surface

straight line	
small circle on the left	
small circle on the right	

Trotting on soft surface

small circle on the left	
small circle on the right	

Cantering on soft surface

small circle on the left	
small circle on the right	

Flexion tests

Forced flexion:	Trotting after 1 min. flexion:
LF	LF
RF	RF
LH	LH
RH	RH

Radiological examination performed:

Number of X rays:

Assessment of radiographs:

	Grading
Navicular bone	LF / RF
Fetlock joint	LF / RF
Sesamoid bones	LF / RF
Tarsal joint	LF / RF

	Fragments
Fetlock joint	LF
Fetlock joint	RF
Stifle joint	LH
Stifle joint	RH
Tarsal joint	LH
Tarsal joint	RH
Fetlock joint	LH
Fetlock joint	RH

Radiological exam of other parts/extra findings:

Other remarks:

Mare had also a gynaecological exam and was pregnant.